

## A Hybrid Technique for Traffic Optimization and Load Renovation in Wireless Sensor Networks for Real-Time Healthcare Monitoring Systems

**Dr. Hana Kim<sup>1</sup>**

**Prof. Giulia Conti<sup>1</sup>**

<sup>1</sup> University of Zurich, Department of Wireless Sensor Networks and Biomedical IoT Systems, Zurich, Switzerland

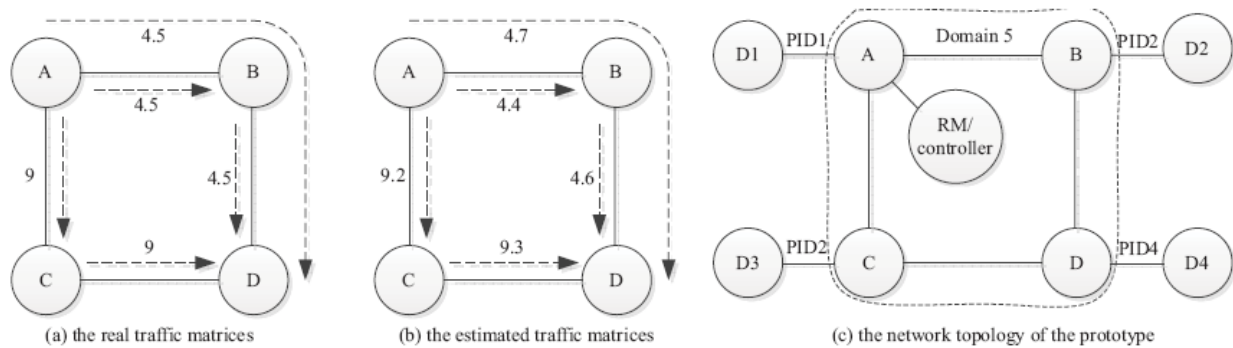
### ABSTRACT

The details on the level of traffic going between most possible foundation and vacation spot pairs with an Internet Standard protocol (IP) market during a granted period of time is mostly referred to as page views matrix. This information, and that is very important pertaining to various website visitors engineering responsibilities, is very high priced and difficult to have on significant operational IP network, subsequently, it is often deduced from easily available link weigh down measurements. Numerous techniques are actually proposed just for estimation with traffic matrix on functioning working IP link from scored link masse data along with routing data. However, for the reason that problem is some sort of linear posed and has zero unique or maybe direct answer, mathematically conversing, many of these procedures rely on a number of assumptions in regards to the distribution for origin-destination (OD) flows. Typically the validity of the assumptions in addition to resulting before estimates impact the performance plus accuracy of your techniques. In such a paper, we all demonstrated a result of two mixture techniques produced by incorporating iterative relative fitting (IPF) and renowned estimation using well-known solutions such as tomogravity (TG), entropy maximization (EM) and Sensory Network (NN) in making improved opinion of the visitors matrix via link fill up data and even sampled movement measurement. Networking operators want to obtain exact evaluations belonging to the traffic matrices of their marketing networks because they are important inputs to several network characteristics such as targeted traffic engineering, ability provisioning together with anomaly discovery. Under the latest Internet construction, however, it is quite challenging for you to precisely gauge the site visitors between a ingress as well as egress computer pair. During this paper, many of us argue that an upcoming Internet need to make it entirely possible that network travel operators to be aware of typically the accurate targeted visitors matrices with their networks inside an efficient and also timely method. In particular, most of us present what's needed for TM estimation plus the corresponding significance on the foreseeable future Internet structures. Based on all these implications, most people then found a future World wide web architecture making it easy to properly, efficiently, along with timely idea traffic matrices. We likewise present mathematical results to display the functionality of the buildings in calculating traffic matrices.

**Keywords:** *Origin destination (OD), Traffic Matrix (TM), iterative proportional filtering (IPF)*

### I. INTRODUCTION

Having a deep information into precisely how traffic goes through the community is nontrivial to networking operators throughout network layout and operations, including website traffic engineering, inability recovery, bandwidth provision, and so forth. The multilevel traffic is often illustrated by way of a traffic matrix (TM), which in turn presents page views volumes involving each set of two ingress and also egress systems (e. f., routers) during the network. While basic type information, TM in the situation of the World wide web is crucial for the wide range of website visitors engineering (TE) tasks, for instance network arranging and load handling. Estimation strategies based on just a few network data are well acknowledged to uncover traffic matrices because of the exorbitant cost of one on one online way of measuring. The opinion problem can always be briefly called follows. Enable y function as a column vector of scored link a lot and a the visitors matrix known as a spine vector. Obtaining accurate along with efficient network-wide traffic rank is often beset with multi-faceted challenges. When packet in addition to flow testing mechanisms will be widely working (e. he, NetFlow [1]), detailed package capture plus analysis (e. g., serious packet evaluation) is usually computationally high-priced. Hence, ordinarily only a subsection, subdivision, subgroup, subcategory, subclass of clients are equipped with this sort of high-fidelity overseeing capabilities.



**Fig 1: An Example for traffic matrices**

For you to reap the ideal measurement positive aspects without running into huge deployment costs, most of these high-fidelity computer monitors need to be tweaked properly and even strategically located across the market. Most past work on the actual latter sector focused on deriving the optimal keep an eye on placement in which maximizes the particular monitoring tool for a granted routing together with traffic page. They are traditionally intended for much longer time-scales as well as assume retroactive knowledge about typically the traffic traits. However, both equally traffic factors and description objectives could dynamically transform over time, object rendering a thoroughly designed keeping monitors poor. To address those limitations, some sort of measurement informed routing system, MeasuRouting, ended up being recently planned to assist targeted traffic measurement [2]. The idea introduces running as another a higher level freedom and also intelligently tracks traffic sub-populations over pre-deployed monitors to maximize the site visitors measurement get. However, MeasuRouting requires the presence of centralized operator and off the internet analysis to discover the optimal observed in strategies for each traffic sub-populations, which is naive in manufacturing IP marketing networks. It can for that reason only be understood as the best-case performance range for routing-assisted measurement. Nonetheless in a sensible network watching system, the pace of sizing's is often taken according to the targeted visitors conditions (i. e., numerous in different times of a day) and some website traffic engineering demands (i. age., to far more timely find anomaly). The main dynamic weightings make it difficult to form a new consistent traffic tensor for further handling. Some complications due to the change of the rating rate are actually: \_ Tough align often the matrices of various days. The actual traffic matrices of different a short time would have unique number of tips, which makes it challenging to integrate the exact traffic matrices of different times to form a normal tensor along with recover the very missing data files. Variation in the entire time slot machine game. The example data in the column on the traffic matrix may match a time video slot machine with a numerous length, which inturn further gives the difficulty involving recovering the main missing goods through the provisional, provisory and space correlation amid traffic information. Despite the troubles, the page views matrix has its own special options:

The particular traffic matrices of different days and nights record the info of the same OD pairs on the network, in addition to 2) An individual traffic info follow a day-to-day schedule. Consequently, there need to exist common user-domain plus time-domain benefits that can be taken advantage of for more exact interpolation.

## II. RELATED WORK

A couple of studies have also been made to take care of the dropped traffic data files. Designed influenced by purely space [6]-[8] or maybe purely temporary; provisional, provisory [9], [10] data, most of the acknowledged approaches have got a low file recovery performance. To read more spatial-temporal features from the traffic information, [11] proposes the initial spatio-temporal style of traffic matrices (TMs). To recoup the passing up on data, SRMF is designed dependant on low-rank estimation combined with the spatio-temporal operation and native interpolation. Pursuing SRMF, other traffic matrix recovery rules [12]- [15], [17] are recommended to recover the main missing info from just a few traffic sizings. Compared with the actual vector-based treatment approaches [6]rapid[10], being a matrix could possibly capture details and link among targeted traffic data, matrix-based approaches obtain much better rescue performance. Nonetheless a two-dimension matrix holds limited throughout capturing a sizable variety of effects features hidden the site visitors data.

For instance, although the targeted visitors matrix outlined in [11] can find the space correlation amid flows and also smallscale temporary feature, it might not combine other eventual features for example the feature on the traffic periodicity cross moment. Therefore, some sort of matrix continues to be not enough to read the comprehensive correlations among the website traffic data, and also the data recovery functionality under the matrix-based approaches remains low. The exact proposed approaches may do not work in the practical networking monitoring predicament where the pace of weighings varies after some time. Moreover, a few novel procedures are planned in the method such as matrix division criteria for time period alignment, process to reinvent and line-up matrices, as well as the technique to answer the matrix completion difficulty through tensor decomposition. To address this kind of practical difficult task, we offer a new Reshape-Align system with quite a few novel solutions, including matrix division intended for time aiming, mechanism for you to reshape along with align matrices, and the technique of solve the particular matrix achievement problem by way of tensor decomposition. The very simulation final results demonstrate in which Reshape-Align plan can achieve drastically better performance regarding two metrics: error rate and indicate absolute fault.

### III. OUR SYSTEM MODEL

There are actually basically a few steps for the traffic matrix from sizings. The first is to get together information about the website traffic source by simply collecting weighings using Netflow, or a identical monitor. Packages are discovered and figures are stashed at the granularity of goes. The second part is to discover the place to go for each stream. The third measure is to build all the information with the right granularity level (link, router or maybe PoP) in a fashion that is like network topology. In this part we provide some sort of generic tone for undertaking steps only two and several. The Netflow data, compiled for step, serves as type to this formula. We express the state of often the art right now for putting into action such an protocol. This is based upon Netflow v8 and primarily requires a (semi-)centralized approach<sup>2</sup>. Cisco's most recent relieve of Netflow, v9, helps make initial measures toward which allows the TM to be calculated using a handed out approach. On the other hand we will see that it version is not going to go considerably enough allow a truly given away approach. Many of us quantify the exact storage together with communication running costs for both equally centralized as well as distributed strategies.

#### 3.1 One particular identifying typically the egress system

A page views matrix is actually computed for the single sector or Independent System (AS). As defined above, Netflow statistics obtained at each router are calculated at the granularity level of supplier and desired destination network prefixes. These base and vacation spot prefixes usually reside away from AS whoever traffic matrix is calculated. Thus the original source and place of each box need to be planned onto the very entry computer and termination node inside given while Identifying the main entry computer is simple, currently defined as the url or computer where a bundle enters confirmed domain (i. e., where Netflow perceives the packet). The depart point for a source/destination networking prefix movement will depend on its entry way as well as their actual getaway. To identify this kind of exit issue one needs to buy a view on the forwarding family table of the router that noted the move. Consolidation involving intra- and also inter-domain observed in (from the actual vantage factor of the router), as well as topological information could resolve every single prefix pass into its egress node inside network.

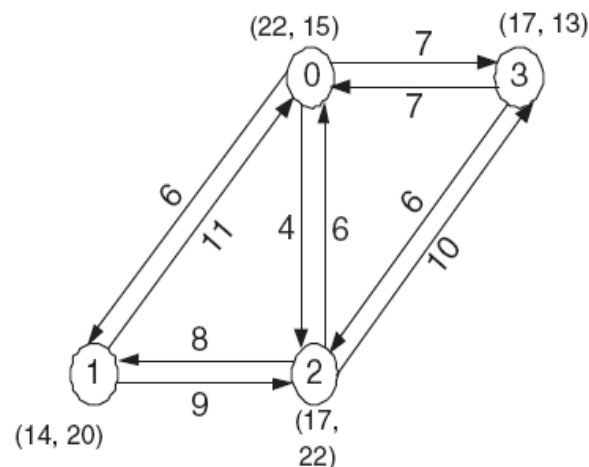


Fig 2: 4node network

### 3.2 Computing the traffic flow

Some sort of generic mode of operation for the working out of the website traffic matrix associated with an IP market can be made clear as in Fig. 2. In the centre of this numbers is a regimen called uncover egress node(f) that results the egress node with the desired volume of granularity (link, node or maybe PoP) in accordance with the method defined above. There are actually four nested loops with this algorithm, a single for each time period interval  $d$ , one from each router third, one for every link acting area and one for every single flow  $s$ . The obtain egress node(f) routine runs at the standard of a movement because this is the form of the exact Netflow type. After the egress node is usually identified, the very flows are generally aggregated so your algorithm assure a page views matrix each and every of the granularity levels. With this pseudocode,  $L(r)$  denotes the sheer numbers of links with router 3rd  $r$ , and  $F(l)$  denotes numerous flows about link  $r$ . A Central Approach. Since Netflow right now does not carry out a procedure for instance find egress node(f), every one of the flow files needs to be sent by every single router to your specific assortment station which could carry out the algorithm. As a result today's cutting edge essentially requires a central solution. The gathering station will need to have explicit info on each PoP's BGP observed in table, plus the ISIS dumbbells in effect each and every time period of time  $n$ . Additionally, it needs on an accurate watch of the link topology, the configuration of each one router inside network.

### 3.3 Pseudocode for the computation of the traffic matrix.

```

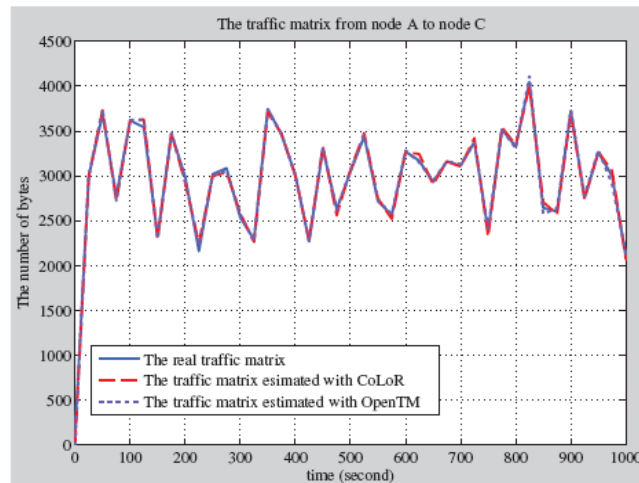
Algorithm : ComputeTM(data; T;R; L; F)
for  $n \leftarrow 1$  to  $T$ 
     $ISIS = isis(n)$ ; %the same topology network—wide
     $configuration = U^R_{r=1} configurationfile(r; n)$ ;
for  $r \leftarrow 1$  to  $R$ 
     $routingtable = BGProutingtable(RR(r); n)$ ;
    %BGP routing table of the route reflector
    in  $r$ 's PoP.
    for  $l \leftarrow 1$  to  $L(r)$ 
        for  $f \leftarrow 1$  to  $F(l)$ 
             $EN(f) = find\_egress\ node(f; routingtable;$ 
             $configuration; ISIS)$ ;
             $TM(l; EN(f)) = TM(l; EN(f)) + data(f; t)$ ;
return (TM)
  
```

## IV. RESULTS AND DISCUSSION

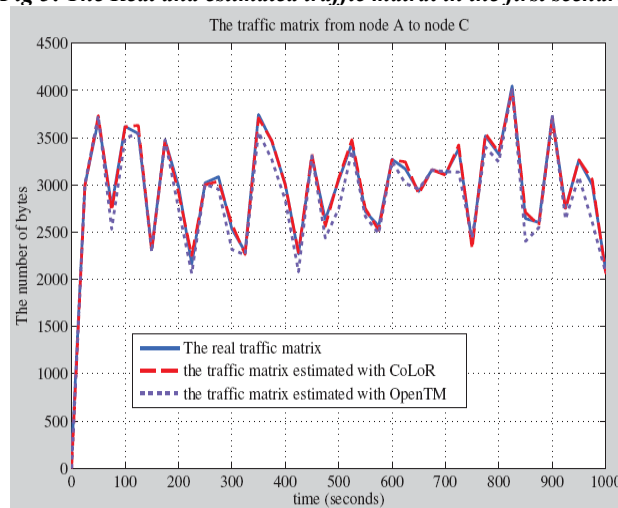
**1) Accurately:** Typically the emergence involving novel technological innovation such as OpenFlow [8] means that we can efficiently employ network means (e. grams., bandwidth). Therefore requires how the estimated website traffic matrices are usually accurate considering that if normally, the controlled may make inappropriate decisions any time computing tracks for streams. Consider the multilevel shown for Fig. 2 as an example, exactly where we imagine each url of the market has a bandwidth of twelve megabytes each second. Many of us also imagine the real page views matrices are generally shown within Fig. 3 plus the estimated website visitors matrices usually are shown inside Fig. 4. With this example, when a flow using node An existence the ingress point along with node G being often the egress place arrives at the exact network and contains a bandwidth requirement of zero. 8 terme conseillé per subsequent, the control can use sometimes the path A-C-D or the way A-B-D to handle the pass if it appreciates the real visitors matrices of your network. Nonetheless if the operator only understands the calculated but inexact traffic matrices, it has to turn down the circulate since zero path seems to have enough bandwidth to carry the very flow.

**2) Timely:** Networking managers may make the best using network options based on their state-of-the-art link status as long as the targeted traffic matrices will be estimated online. In the earlier mentioned example, in case the controller belonging to the network is aware the specific traffic matrices of time testosterone levels at time period  $t(\geq t)$ , it cannot compute ways for stats based on the genuine network standing during the interval  $(t, t(s))$ . Accordingly, the idea cannot proficiently use technique resources.

**3) Efficiently:** Mentioned previously in Part I, a lot of approaches intended for estimating site visitors matrices uses centralized spot for connection. To on time estimate the main traffic matrices of a system, however, it will require that the central location offers very strong working out capability so as to complete the actual correlation since average targeted visitors rate to a network are extremely high. For instance, the average website traffic rate of the Tier-1 Internet connection provider (ISP) provides reached with regards to two Tbps in 2009 [9]. Consequently, it is appealing that the page views matrices of your network may be efficiently determined.



**Fig 3: The Real and estimated traffic matrix in the first scenario**



**Fig 4: The Real and estimated traffic matrix in the second scenario**

**4) Accuracy Regarding Flow Timeframe:** We take a look at if there is out there the link between move duration as well as accuracy of the estimators. To be aware of that, we all group goes at the model of subsequent and find n average relative problem of each class. Fig. 8 shows the main analysis final results.

First, in the figure many of us observe that Multiflow estimator should much smaller average relative fault than Endpoint across the many flow length of time, and even the actual errors by simply Multiflow estimator become scaled-down as pass duration improves. This is due to the fact that packet selecting samples beaver flows far more, and the antelope flows usually last long. Subsequent, while most of us omit a proper picture meant for flow choosing, we discovered that typical relative issues by Multiflow estimator over almost all circulate duration categories is above 50%. For the reason that in the case of amount sampling you cannot find any strong effects between circulation size and also flow time.

## V. CONCLUSION

With this paper, unique methods of targeted traffic matrix inference from url count files are defined. We can see that will tomography and maximization of entropy will be better solutions, than thready programming, with regard to inferring site visitors matrix. Looking for carried out trials of gravitational pressure method applying wise along with entropy maximization with pdsc in addition to maxent and thready programming and at present these tactics are being applied in true traffic testbed. From the first experiments you can comment in which wise plus pdsc vs. maxent and even linear coding in calculating origin-destination (OD) traffic. Many of us also see that wise together with pdsc never differ very much in common percentage blunder in price OD targeted visitors. We have executed experiment with a similar network topology using numerous traffic for those OD frames. We have identified as expected this change in volume of traffic throughout OD couple affects accuracy and reliability of working out. Secondly most people found of which knowing quite a few point to issue traffic lowers the miscalculation in determining the website traffic matrix regarding wise process. However, the particular error is not going to always minimize for pdsc when certain point to factor traffic are actually known.

## REFERENCES

1. M. Bastam, M. Sabaei, R. Yousefpour. *A scalable traffic engineering technique in an SDN-based data center network*, *Transactions on Emerging Telecommunications*, 2018, 21(1): 1-16.
2. F. Morales, M. Ruiz, L. Gifre, et al. *Virtual network topology adaptability based on data analytics for traffic prediction*, *Journal of Optical Communications and Networking*, 2017, 9(1): A35-A45.
3. M. Rahman, S. Saha, U. Chengan, et al. *IP traffic matrix estimation methods: comparisons and improvements*. In *proc. ICC'06*, 2006, pp. 90-96.
4. L. Myungjin, N. Duffield, R. Kompella. *Opportunistic flow-level latency estimation using consistent netflow*. *IEEE Transactions on Networking*, 2011, 20(1): 139-152.
5. C. Chang, H. Liu, G. Huang, et al. *Distributed measurement-aware routing: Striking a balance between measurement and traffic engineering*. In *proc. Infocom'12*, 2012, pp. 2516-2520.
6. F. Turjman. *Information-centric framework for the Internet of Things (IoT): Traffic modeling & optimization*, *Future Generation Computer Systems*, 2018, 80(2018): 63-75.
7. K. Papagiannaki, N. Taft, A. Lakhina. *A distributed approach to measure ip traffic matrices*. In *Proc. IMC'04*, 2004, pp. 161-174.
8. Y. Ohsita, T. Miyamura, S. Arakawa, et al. *Gradually reconfiguring virtual network topologies based on estimated traffic matrices*. *IEEE Transactions on Networking*, 2010, 18(1): 177-189.
9. Y. Zhang, M. Roughan, N. Duffield. *Fast accurate computation of large-scale IP traffic*. *ACM SIGMETRICS Performance Evaluation Review*, 2003,31(3):206-207.
10. K. Xie, C. Peng, X. Wang, et al. *Accurate recovery of Internet traffic data under dynamic measurements*, in *Proc. Infocom'17*, 2017, pp. 1-9.
11. K. Liu, X. Qiu, X. Chen, et al. *Combining partial direct measurements with an information-theoretic approach to estimate traffic matrix*. In *Proc. IC-BNMT'10*, 2010, pp.170-174.
12. Y. Zhang, M. Roughan, C. Lund, et al. *Estimating point-to-point and point-to-multipoint traffic matrices: an information-theoretic approach*. *IEEE Transactions on Networking*, 2005, 13(5):947-960.
13. Y. Jiang, F. Shang, Y. Zou, et al. *A GA approach for traffic matrix estimation*. In *Proc. IC-BNMT'09*, 2009, pp.252-256.
14. A. Omidvar, H. Shahhoseini. *Intelligent IP traffic matrix estimation by neural network and genetic algorithm*. In *Proc. WISP'11*, 2011, pp.85-90.
15. M. Mardani, G. B. Giannakis. *Estimating traffic and anomaly maps via network tomography*, *IEEE/ACM Transactions on Networking*, 2016, 24(3): 1533-1547.
16. T. Adelani, A. Alfa. *Hybrid techniques for large-scale IP traffic matrix estimation*. In *Proc. ICC'0*, 2010. 1-6.
17. J. Zhou, X. Zhu. *Multi-scale traffic matrix estimation algorithm*. In *Proc. PACCS'10*, 2010, pp. 71-74.