

## Image Inpainting Using Discrete Wavelet Transform Techniques for Restoration of Medical Imaging Data and Diagnostic Image Enhancement

Prof. Giulia Conti<sup>1</sup>

<sup>1</sup> University of Tokyo, Department of Biomedical Imaging and Computational Vision Systems, Tokyo, Japan

### ABSTRACT

Image inpainting problem is one of the most essential image restoration problems. It is the technique of modifying an image in an undetectable form to an observer not familiar with the original image and is as ancient as art itself. It also refers to the practice of the artists of restoring paintings. Researchers working on different applications have adopted different names: image interpolation, disocclusion, image replacement, and error concealment though each of them carries its own individual characteristics. Existing system has a very large number of problems which include lower PSNR values, high MSE, large time and fixed region of image to inpaint etc. all these problems are required to be removed in the proposed work. In the proposed system, pattern extraction technique is used to find the best matching patch. In the proposed system image is inpainted on the basis of patch priority. Existing systems for image inpainting works only on basis of neighboring pixels but the proposed system works on the basis of patch priority of the neighboring pixels. Proposed system follow the pattern on the basis of which it fills the targeted region of the image. In this paper Exemplar based approach along with DWT is used to inpaint the targeted pixels.

**KEYWORDS:** Image inpainting; DWT; Exemplar based approach; Image Processing; Image Restoration.

### 1. INTRODUCTION

Image inpainting problem is one of the most essential image restoration problems. It is the procedure of altering a picture in an imperceptible structure to an onlooker not acquainted with the first picture and is as antiquated as workmanship itself. It likewise alludes to the act of the specialists of reestablishing artistic creations. Specialists taking a shot at various applications have received diverse names: picture introduction, disocclusion, picture substitution, and mistake camouflage however each of them conveys its own individual qualities.

Picture rebuilding issues, for example, inpainting and deblurring have dependably been vital picture preparing errands with numerous genuine applications. One of the most punctual takes a shot at advanced inpainting is the work by Bertalmio et al in where the creator's inspiration originates from the expert craftsmen who reestablish harmed antiquated compositions by hand. Regularly pictures may have locales with missing information. Cases may incorporate scratches on casings, scratches on pictures, the impediment of items in a picture, or even from anomalies in the imaging gadget itself (scratched focal points).

To cure these issues, picture inpainting which is the lying in missing information in light of known data is considered. Any similarity of request in a perception is an appearance of excess of its present representation. Such redundancies have been abused for various purposes in endless applications, one sanctioned case being information pressure. In particular, in video pressure, movement remuneration and change coding are utilized to misuse the spatio-transient repetition in the video signal. In any case, the sorts of redundancies misused by current techniques are fairly constrained. This is exemplified by the achievement of blunder camouflage procedures. In addition, Discrete cosine change (DCT), the most usually utilized change coding strategy as a

part of video pressure, has been observed to be successful just for little piece sizes, which demonstrates its powerlessness to endeavor redundancies developing upto bigger degree. Wavelet has been moderately more effective in this appreciation for specific classes of pictures yet hasn't discovered much use when all is said in done reason video pressure.

It is fascinating to contrast previously stated strategies and composition blend and picture inpainting both of which likewise accept the presence of redundancies in pictures and video, yet misuse it for different purposes not quite the same as pressure.

The kind of excess misused by these strategies e.g. This work is upheld to some extent by NSC and by CWC with coordinating award from UC DiMi surface amalgamation is fairly corresponding to DCT and so forth. Composition union deals with more worldwide level. The inspiration driving present work was the perceptual nature of yield of composition union and picture inpainting strategies utilizing little measure of unique

information. Intra piece expectation and connection based number juggling coding in H.264, attempt to endeavor a few redundancies which are not abused by DCT alone, but rather these still work on an exceptionally nearby level and neglect to adventure redundancies at more worldwide level. Despite the fact that, building a pragmatic video codec in view of these standards would require more research exertion, present work is expected to be a little stride in that course. Our methodology is like which uses non-parametric surface union methodology for picture inpainting with suitable decision of take care of request. The commitment of present work is twofold. To start with, we extend the work of to three measurements, which is more regular setting for video. Second, we develop the work of , which permits to utilize FFT based SSD count for every single conceivable interpretation of a rectangular patch, to self-assertive molded areas, along these lines making it pertinent to picture inpainting.

## 2. TEXTURE SYNTHESIS

Texture Synthesis has been utilized as a part of the writing to fill vast picture districts with composition design like given specimen. Techniques utilized for this reason range from parametric, which gauge parameterized model for the composition and use it for union, e.g. Heeger et al., to nonparametric, in which combination depends on direct inspecting of the supplied composition design, e.g. Efros and Leung. Surface combination techniques have additionally been utilized to fill in little gaps in the picture which may start because of weakening of picture or craving to expel a few articles. Be that as it may, previously stated surface amalgamation techniques have been found to work inadequately for very organized compositions which are basic in regular pictures. Graph cut based strategies attempt to keep up auxiliary coherence amid surface combination by finding ideal crease while duplicating composition patches from various bits of picture.

## 3. IMAGE INPAINTING

Image inpainting has been utilized as a part of the writing to fill in little openings in the picture, by proliferating structure data from picture to the district to be filled. Ordinarily, dissemination is utilized to proliferate straight structure in view of fractional differential condition. These are found to perform well in filling little gaps yet create discernible obscure when filling huge gaps. As of late, Criminisi et al. proposed a strategy which joins the advantage gave by surface amalgamation and picture inpainting. The consequences of their calculation contrast positively and other best in class in the field without depending on composition division or express structure engendering and can fill in vast openings. Our methodology is like their work however we examine a few issues which are not so critical for static pictures but rather get to be important for recordings.

## 4. LITERAURE SURVEY

**Chetan Ralekar et al. (2015)** proposed an Exemplar based image inpainting technique is one of the inpainting techniques which uses self similarity priors. The main aim is to fill damaged area of image by copying patches from remaining image. Patch priority, governed by confidence term and data term, decides the order in which filling should occur. This paper proposes the calculation of data term by using edge map technique rather than isophotes directions. The proposed paper gives the comparison of different distance metrics such as sum of squared distance, Hamming distance and normalized cross correlation used to find best matching patch.

**Yongsheng Xu et al. (2014)** proposed a image Inpainting Based on Wavelet Transformation and taking into account that the partial differential equation model has strong capacity of keeping linear structure, and texture synthesis model has good effect in repairing the texture information, the defect image is decomposed into structural image and texture image by wavelet transformation, and then the structural image is repaired by partial differential equation model; the texture image is repaired by texture synthesis technique. The experimental results show that the algorithm can effectively improve the quality of image inpainting.

**Waykule J.M. et al. (2013)** proposed a way to modify the existing Exemplar-Based Image Inpainting. The increased processing time required for this algorithm will be essential to achieve perceptual difference in the quality of filling. The main focus is to better the priority function which will be reflected in the results in contrast to the unmodified algorithm. A new algorithm is planned for removing large objects from digital images. The challenge is to fill in the hole that is left behind in a visually believable way. In ancient times, this type of difficulty has been calculated by two classes of algorithms: (i) “texture synthesis” algorithms (ii) “inpainting” techniques. This paper proposes a novel and efficient algorithm that combines the advantages of these two approaches but applied this same algorithm on modified image this gives the good result on one fourth less time to fill the target region.

**Bhimaraju Swati et al. (2013)** presented an Analysis of Exemplar Base Inpainting for Adaptive Patch Propagation using Wavelet Transform. In this paper we studied and reviewed two algorithms Exemplar Base Inpainting & Progressive Image Inpainting based on Wavelet Transform. These algorithms uses patch based technique for completing missing region of the image with the help of surrounding information that already is present in original image. Also we came up with new concept which is extension of progressive method by using Adaptive method for patch propagation. Selection of patch is done by algorithm itself. We updated the confidence value using wavelet transform method. The result of Adaptive method is more efficient and accurate than Exemplar Base inpainting. In order to emphasize the differences of inpainting effects, we compared window patch size and speed of process using different images, employed PSNR graph.

**Faniu Wang et al. (2011)** proposed A New Method for Image Inpainting Using Wavelets. Firstly the damaged area is roughly resorted by the fast marching inpainting method in spatial domain. Then the image is projected onto the wavelet domain, the wavelet coefficient corresponding to the damaged block is revalued based upon the known coefficient of its neighborhood in detail subband, while the wavelet approximation is restored by fast marching inpainting method.

An inverse wavelet transform is carried out to get an image in spatial domain. This procedure is repeated in several times and the image is projected onto wavelet domain and spatial domain alternately with being applied suitable constraints in each domain. The method iteratively converges to an image with the damaged area being restored. Our experimental results show that the resulting restored area is homogeneous with its surrounding and the inpainting speed is quite fast.

## 5. PROPOSED METHODOLOGY

In Proposed inpainting technique 'I' represents the original image. 'Ω' represents the target region, i.e. the region to be inpainted. 'Φ' represents the source region, i.e. the region from which information is available to reconstruct the image. Generally,  $\Phi = I - \Omega$ . Also, we use 'δΩ' to represent the boundary of the target region, i.e. the fill front. It is from here that we find some patch that is to be filled.

**An exemplar based inpainting algorithm involves the following steps:**

**i.** Initialize the target region. This is generally performed separately from the inpainting process and requires the use of an additional image processing tool. This is performed by marking the target region in some special color. Without any loss of generality, let us consider that the color that the target region will be marked in is green (i.e.  $R = 0, G = 255, B = 0$ ).

**ii.** Find the boundary of the target region.

**iii.** Select a patch from the region to be inpainted. The patch size should be a bit larger than the largest distinguishable texture element in the image. We have used a default patch size of 9 x 9 which can be changed with the knowledge of the largest texture element in the image. The patch is denoted by  $\psi_p$ .

**iv.** Find a patch from the image which best matches the selected patch,  $\psi_p$ . This matching can be done using a suitable error metric. We use the Mean Squared Error to find the best matching patch.

$$MSE = \sum (f_{x,y} - g_{x,y})^2 / N \quad (2)$$

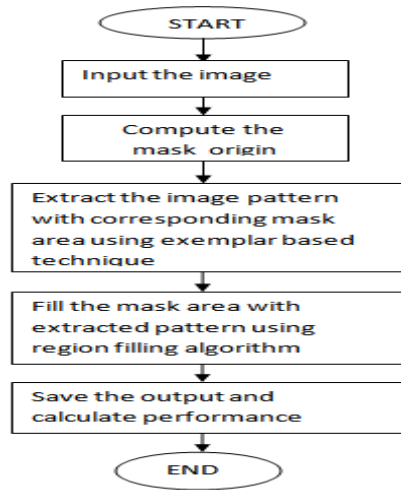
Where,  $f_{x,y}$  represents the element of the patch  $\psi_p$  and  $g_{x,y}$  represents the elements of the patch for which MSE is to be calculated. N is the total number of elements in the patch.

**v.** Update the image information according to the patch found in the previous step.

(a). Extract pixel information from selected region First, select the image which is to be inpainted. Then (manually) select the region to be inpainted. The pixel values are extracted with minimum and maximum mean square error.

(b) Selected region is to inpaint in the image is selected manually and (c) Selecting the incorrect patch may not produce the most visually plausible result.

Flowchart of the proposed system is as below:

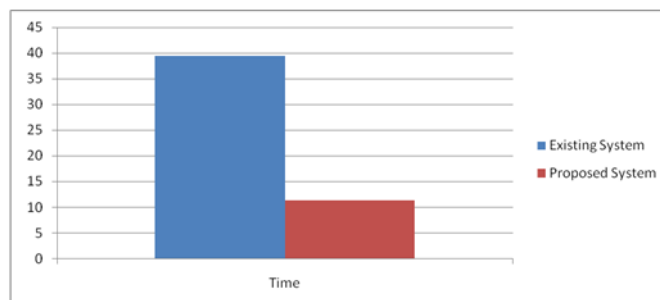


### 6. RESULTS AND DISCUSSION

Evaluation of the proposed system is done on colored images using exemplar based image inpainting technique. The comparison between existing method and proposed method is based on three parameters MSE, PSNR and Time and it is shown that proposed method improves these parameter values.






Image name	Image size	Input image	Mask	Total pixels	Damaged Pixels	Existing method Time (sec)	Proposed method Time (sec)
Building image	142×216			30672	3072	10.8910	3.401
Grass image	207×279			37753	9516	46.4060	21.232
Nature image	257×386			99202	1833	61.4530	16.193
Light image	162×215			34830	1893	8.9530	2.433
Man image	257×342			87894	9525	108.672	31.917

Above table represents the comparison of the existing and proposed system on the basis of damaged pixels of the image. Both systems are compared on the basis of time for the same number of damaged pixels. As shown in the above table, various images are given along with their size, total pixels, total number of damaged pixels and total time required by the existing system and proposed system. It is also shown that propose system requires comparatively lesser time than that of existing system that shows better performance of the proposed system over existing system. The average time of exiting method is 39.44 sec and average time of proposed system is 11.24 sec.



**Comparative Graph for existing and proposed system for time parameter**

Comparison of the existing and proposed system on the basis of MSE values

Image name	Input image	mask	Image size	Damage pixels	using hamming distance MSE	Using SSD MSE	Using NCC MSE	Proposed Method MSE
Grid			121×121	294	0.57	0.55	0	0.307
Synthetic			63×64	312	0.001	0.001	0	0
Camerman			160×160	246	0.42	0.26	0.33	0.33
Cat			209×176	480	0.49	0.43	0.53	0.25

Above table represents the comparison of the existing and proposed system on the basis of damaged pixels of the image. Both systems are compared on the basis of MSE for the same number of damaged pixels. As shown in the above table, various images are given along with their size, total pixels.








**7. CONCLUSION AND FUTURE SCOPE**

**Conclusion**

The proposed system is developed to inpaint the colored images. Exemplar based inpainting technique is used in proposed system to inpaint or restoration of images. In the proposed system, pattern extraction technique is used to find the best matching patch. The performance of proposed system is evaluated on real world images as well as standard data collected from various sources. Experimental results shows that the proposed system results are better as compare to existing system .the proposed system is compared on the basis of parameters Mean Square Error (MSE), Peak Signal to Noise Ratio (PSNR) and time.

total number of damaged pixels, MSE required by the existing system and proposed system. It is also shown that propose system has lower MSE values than that of existing system that shows better performance of the proposed system over existing system.

Comparison of the existing and proposed system on the basis of PSNR values is as follows:

Image name	Input image	mask	Image size	Damage pixels	using hamming distance PSNR	Using SSD PSNR	Using NCC PSNR	Proposed Method PSNR
Grid			121×121	294	101.71	101.33	Infinity	111.826
Synthetic			63×64	312	Near to infinity	Near to infinity	infinity	infinity
Camerman			160×160	246	103.77	107.92	101.65	111.05
Cat			209×176	480	102.11	103.41	101.65	113.65

The above table represents the comparison of the existing and proposed system on the basis of damaged pixels of the image. Both systems are compared on the basis of PSNR for the same number of damaged pixels. As

shown in the above table, various images are given along with their size, total pixels, total number of damaged pixels, PSNR required by the existing system and proposed system. It is also shown that propose system has higher PSNR values than that of existing system that shows better performance of the proposed system over existing system.

### Future Scope

In future, PSNR and MSE of images can be increased and time can be decreased by doing further enhancement in this pattern extraction technique.

### REFERENCES

- [1] Chetan Ralekar, Shweta Dhondse and M. M. Mushrif, "Image Reconstruction by Modified Exemplar Based inpainting", 2015 IEEE
- [2] Yongsheng Xu, Shuwen Wang, "Image inpainting Based on Wavelet Transformation", 2014 IEEE
- [3] Mrs. Waykule J.M., "Modified Image Exemplar-Based inpainting", International Journal of Advanced Research in Computer and Communication Engineering, Vol. 2, Issue 9, September 2013
- [4] Bhimaraju Swati, Naveen Malviya, Shrikant Lade, "Analysis of Exemplar Base inpainting for Adaptive Patch Propagation using Wavelet Transform" International Journal of Emerging Technology and Advanced Engineering, Vol. 3, Issue 5, May 2013
- [5] Faniu Wang, Dong Liang, Nian Wang, Zhiyou Cheng and Jun Tang, "An New Method for Image Inpainting Using Wavelets" 2011 IEEE
- [6] A. Criminisi, P. Perez, and K. Toyama, "Region filling and object removable exemplar- based image inpainting", IEEE Trans. Image Process., vol. 13, pp. 1200– 1212, 2004.
- [7] M. Bertalmio, L. Vese, G. Sapiro, and S. Osher, "Simultaneous Structure and Texture Image Inpainting" IEEE Transactions On Image Processing, Vol. 12, No. 8, August 2003
- [8] A. Criminisi, P. Peres and K. Toyama, "Object Removal by Exemplar-Based Inpainting", Proceedings of the 2003 IEEE Computer Society Conference on Computer Vision and Pattern Recognition (CVPR'03).
- [9] M. Bertalmio, A.L. Bertozzi, and G. Sapiro, " Navier stokes, Fluid Dynamics, and Image and Video Inpainting", Proceedings of Conf. Comp. Vision Pattern Rec., Hawai, pp.355– 362, Dec 2001.
- [10] M. Bertalmio, G. Sapiro, V. Caselles, "Image inpainting, in proceedings of ACM SIGGRAPH Conference on Computer Graphics", 2000, pp. 417- 424.